




Erich-Ollenhauer-Str.12  
51377 Leverkusen

Handelsregister: HRB 111772 Registergericht: Amtsgericht Köln

Vertreten durch: Paul Stämiski, Anton Zirnow

Telefon: +49 (0) 214 690 58 414

Email: info@ap2.tech





Scan or Click QR code for datasheet

## Contents

- Budgie range ..... 3
- Giraffe range ..... 5
- Chameleon 4, 5, 6 range ..... 7
- Rhino range ..... 9
  
- Drawers ..... 11
  
- Snake range ..... 13
  - *Wall Mount Solutions* ..... 15
  - *Circuit Arm* ..... 16
- Sit/Stand wall Mount ..... 17
  
- Desk Stands ..... 18
  
- Components for Sale ..... 19
- Accessories ..... 21
- Power Solutions ..... 23
- Power Pack ..... 24
- Jungle Carts ..... 25
- Custom Carts ..... 26

We understand, that a standard mounting solution may not your need, so we offer a fast and affordable customisation service as well as an exclusive for you and OEM design service.

**We are here to be part of your team, not just your supplier !**





# Budgie range

## Features

Elegant, strong, light weight and safe roll stand to suit the differing needs of your requirements. A choice of bases ensures that most applications and weight requirements can be served.



Ergonomic



Easy to Clean



Durable




Multi Purpose



Quick Setup



Color Configuration



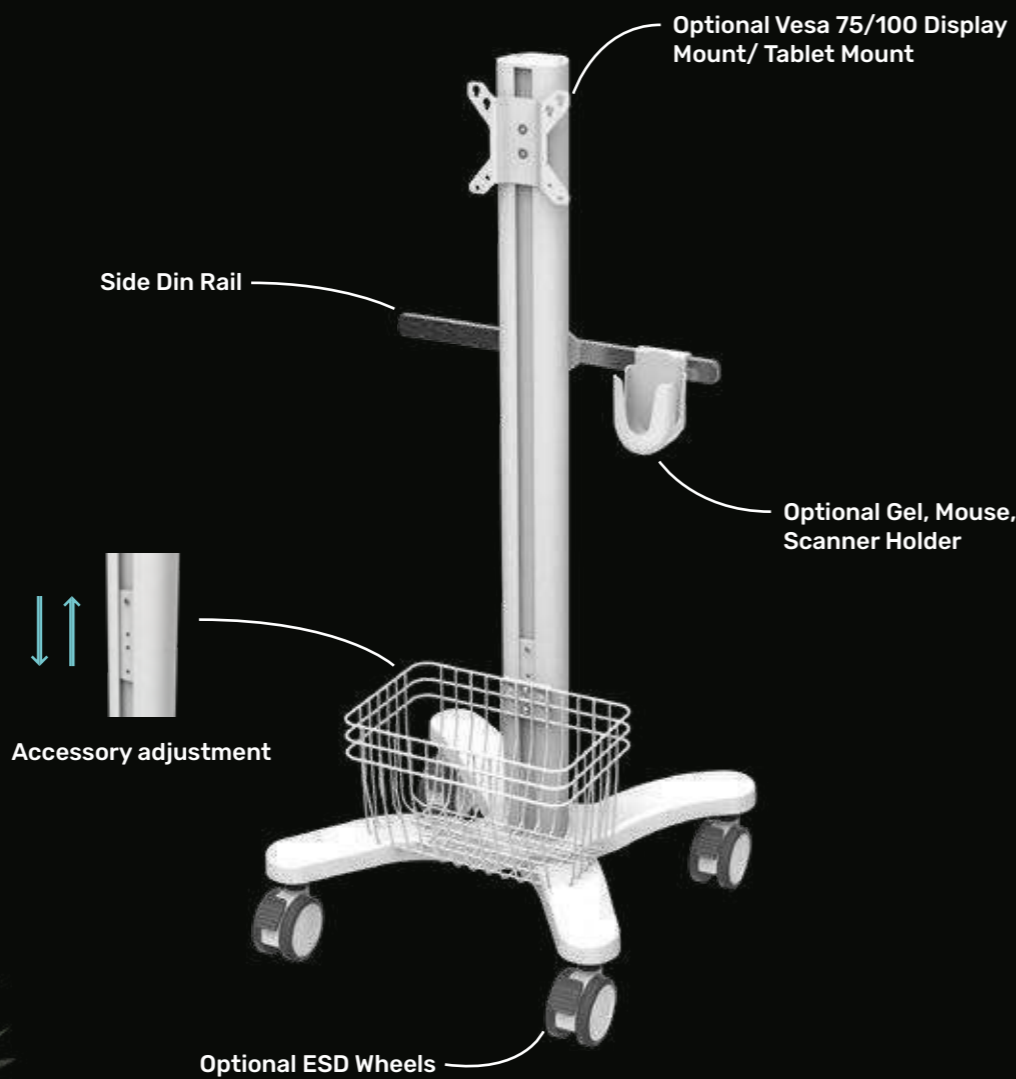
**B1**

Max Load 36kg



**B2**

Max Load 22kg



Scan or Click QR code for datasheet

# Popular Configurations



## IV Pole Cart

Accessories: Basket, Drip Pole, Cable Hook, Handle, B2 Base



## Tablet Mount Cart

Accessories: Tablet mount, Din Rail, Gel Holder, B2 Base



## Quick Release Cart

Accessories: Quick Release Head, Din Rail, Handle and Storage bin, Storage Bin, B2 Base



## Display Mount Cart

Accessories: Vesa Mount, Din Rail, B2 Base



# Giraffe range



## Features

Strong, light weight roll stand to suit the differing needs of your requirements. A choice of bases ensures that most applications and weight requirements can be served.



Ergonomic



Easy to Clean



Durable



Multi Purpose



Quick Setup



Color Configuration



B1

Max Load 36kg



B3

Max Load 65kg



B4

Max Load 85kg



B5

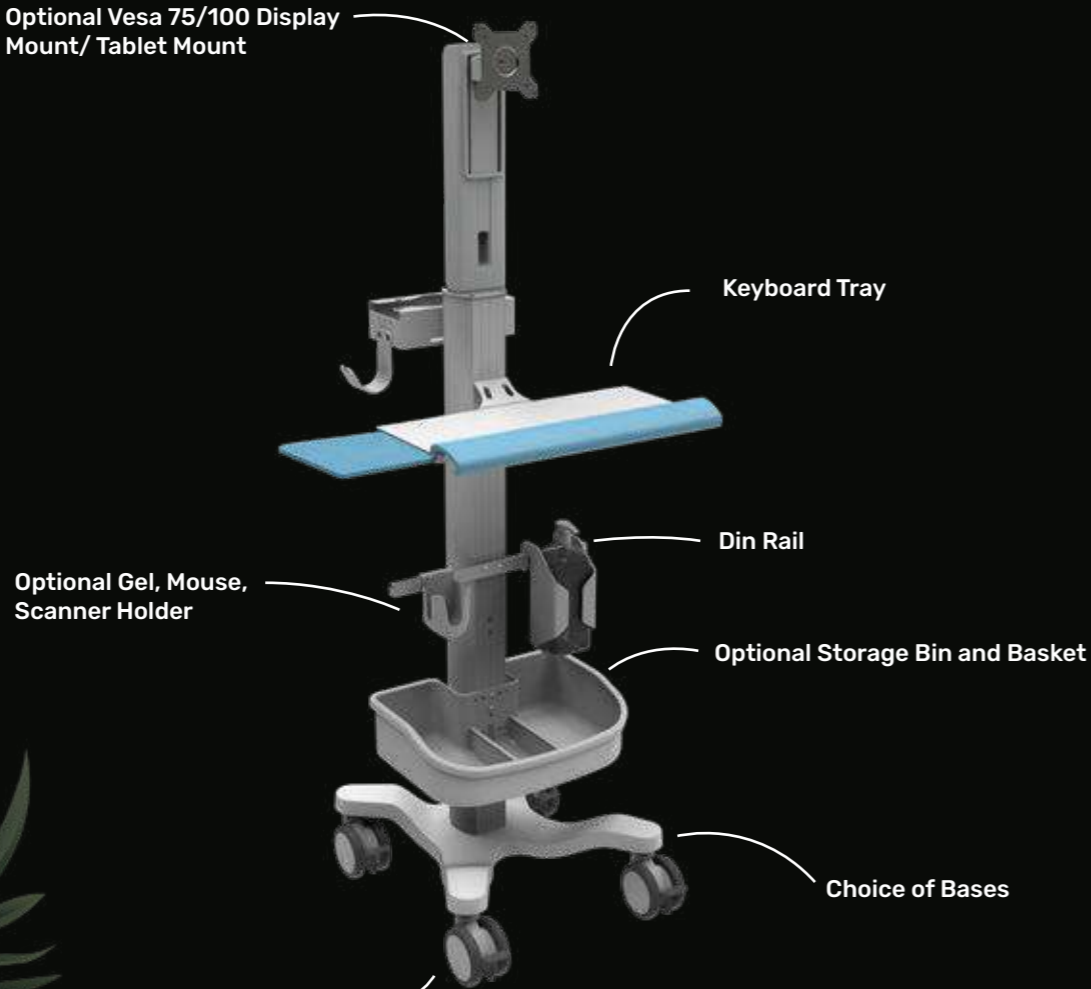
Max Load 40kg



B6

Max Load 80kg

Optional Vesa 75/100 Display Mount/ Tablet Mount



Optional ESD Wheels



Scan or Click QR code for datasheet

## Popular Configurations



### Quick Release Head Cart

Accessories: Quick Release Head, Din Rail, Drip Pole, Basket, B1 Base



### Height Adjustable Stand upto 50" Displays

Accessories: Vesa Mount, Handle, Basket, B1 Base



### Ventilator Cart

Accessories: Top Plate, Handle, Cabel Hook, Basket, Din Rail, B3 Base



### Tablet Mount Cart

Accessories: Tablet mount, Din Rail, Gel holder, Handle, Storage Bin ,PSU holder, B1 Base



### Display Mount Cart

Accessories: Display mount, Plastic Storage Bin, Shelf, Basket, PSU holder, Hook, B3 Base



# Chameleon range



### Info

- Chameleon 4** (B1 base which max load 36kg, size 616mm and small worksurface)
- Chameleon 5** (B5 base which max load 40kg, size 697mm and large worksurface)
- Chameleon 6** (B3 base which max load 65kg, size 746mm and large worksurface)


<b>Ergonomic</b>	<b>Easy to Clean</b>	<b>Durable</b>
<b>Multi Purpose</b>	<b>Quick Setup</b>	<b>Color Configuration</b>

## Popular Configurations



### Ultrasound Cart

**Accessories:** Storage Bin, Shelf, B3 Base, Aluminium Work Surface, WS12 work surface



### Camera Mount Cart

**Accessories:** Camera Mount, Keyboard tray, Din Rail Kit, Mouse Holder, Drawer, PSU Holder, B5 Base, WS11 Work Surface



### Tablet Mount Cart

**Accessories:** Tablet Mount, PSU Holder, Drawers, B3 Base, WS11 Work Surface



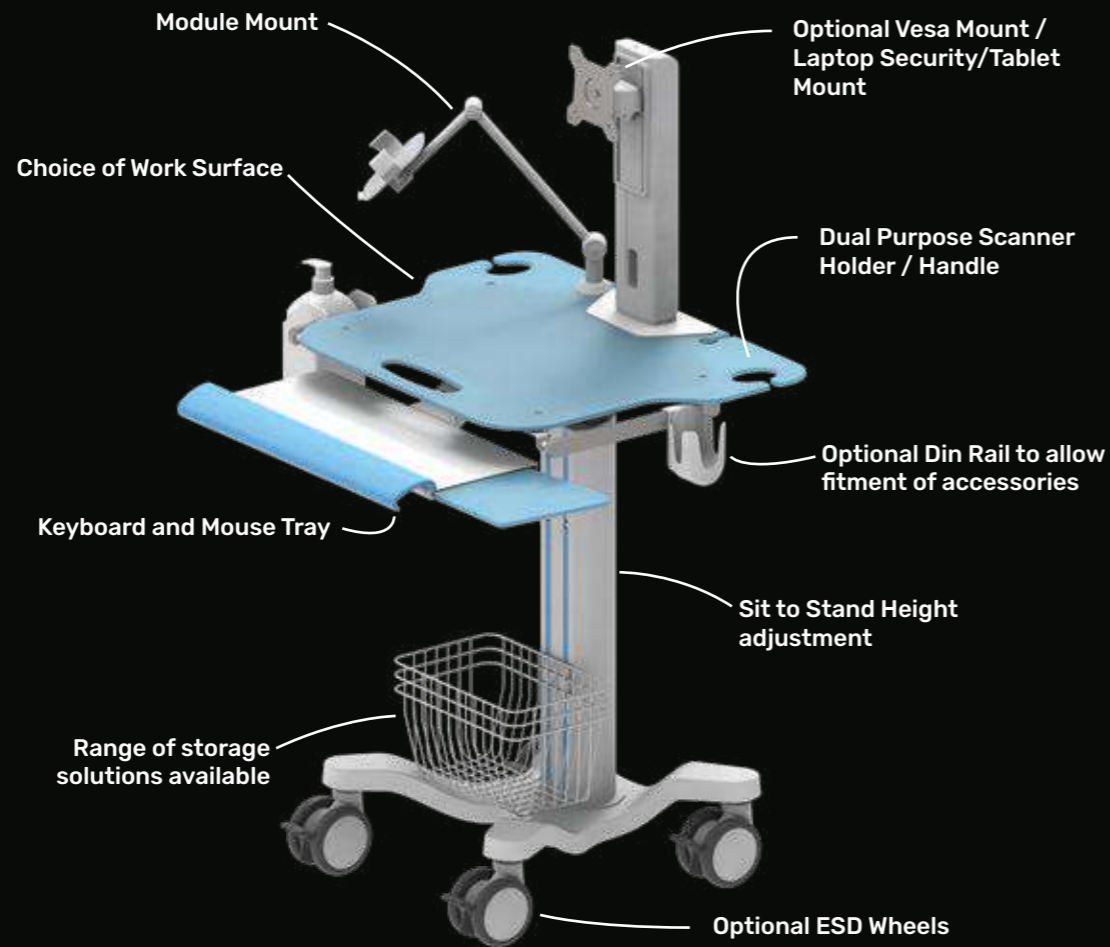
**B1**  
Max Load 36kg



**B3**  
Max Load 65kg



**B5**  
Max Load 40kg



### Laptop Mount Cart

**Accessories:** Laptop Mount, Keyboard Tray, Din Rail Kit, Mouse Holder, 2nd Work Surface, PSU Holder, B1 Base, WS5 Work Surface



### ECG Cart

**Accessories:** Module Mount, Din Rail Kit, Gel Holder, B1 Base, WS5 Work Surface



### Display Mount Cart

**Accessories:** Display Mount, Keyboard tray, Din Rail Kit, Gel Holder, Mouse Holder, Basket, PSU Holder, B1 Base, WS5 Work Surface



Scan or press QR code datasheet



# Rhino range



## Features

Strong to suit the differing needs of your requirements. A choice of bases ensures that most applications and weight requirements can be served.

- Ergonomic
- Autonomy
- Durable
- Multi Purpose
- Easy to Clean
- Color Configuration
- Quick Setup

Choice of Work Surface

Height Adjustment

Large Range of Accessories

Cable Management

Range of Mounting Platforms

Optional ESD Wheels

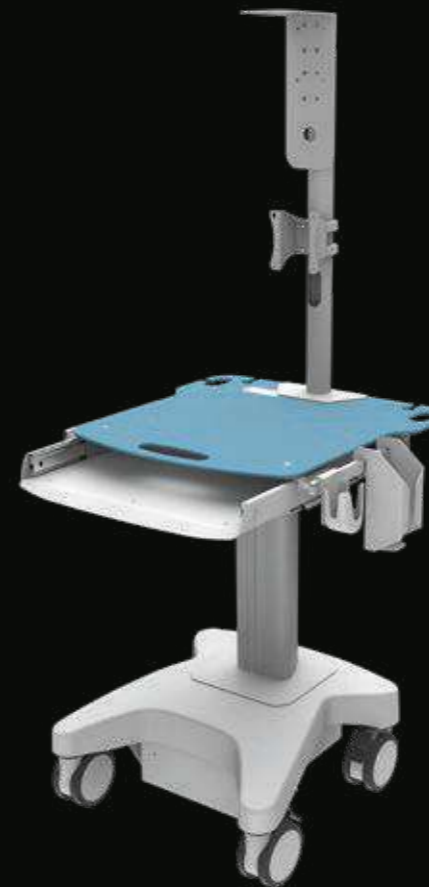


**B6**  
Max Load 80kg




Scan or Click QR code for datasheet

# Popular Configurations



## Camera Mount Cart

**Accessories:** Camera Mount, Keyboard tray, Din Rail Kit, Mouse Holder, PSU Holder, B6 Base, WS11 Work Surface



## Display Mount Cart

**Accessories:** Display Mount, Din Rail Kit, Mouse Holder, Gel Holder, PSU Holder, Shelf, B6 Base, WS11 Work Surface



## Neuro Cart

**Accessories:** Din Rail Kit, Gel Holder, B6 Base, Aluminium Work Surface



## Equipment Cart





**Accessories:** Display Mount, Keyboard tray, Din Rail, Mouse Holder, B6 Base, Aluminium Work Surface

# Drawers




## Info

The Drawers easy to clean and easy to assemble.  
Only suitable for Chameleon 5,6 and Rhino

-   
**Multi Purpose**
-   
**Quick Setup**
-   
**Easy to Clean**
-   
**ISO Tray Option**

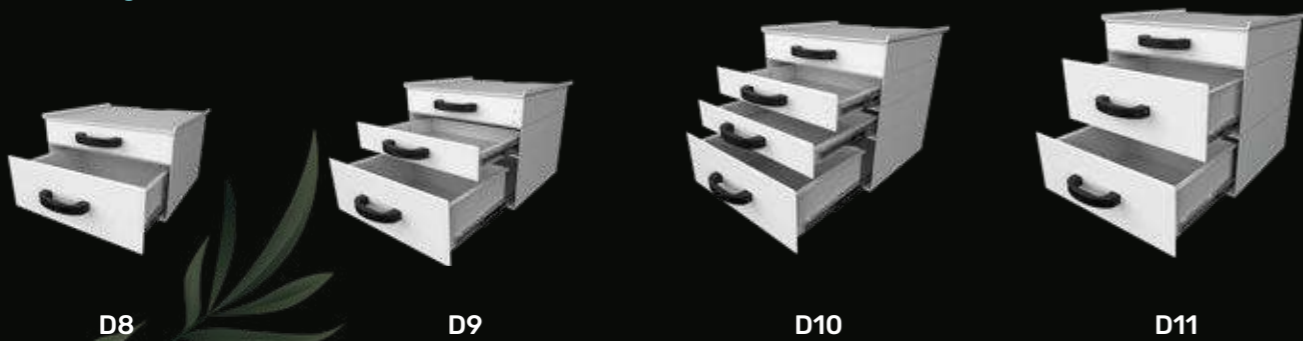
## Small Drawer (80mm)



## Large Drawer (160mm)



## Small + Large



Scan or Click QR code for datasheet

# ISO Tray 40x30cm



Tray for Partitons  
300x400x50mm  
\*See related partitions fo tray



Tray  
300x400x100mm



## Optional Inserts

### INDIVIDUAL MODULAR INSERTS

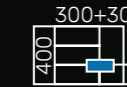


Individual modular inserts arranged  
in a tray

### 2162205 + 2152206



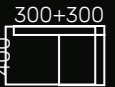
2162205 Partition 70mm  
for 2162206  
2162206 Inserts, 170x75x50mm



### 2862751 + 2862753



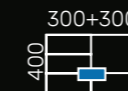
Suspension rails for inserts 2162206  
2862751 550mm, (fits 7 inserts)  
2862753 650mm, (fits 8 insterts)



### 2162204 + 2162202



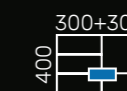
Inserts:  
2162204 100x50x45mm  
2162202 50x50x45mm



### 2162210



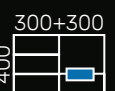
Inserts:  
120x110x50mm



### 2162220 + 2162212



Inserts:  
2162220 240x55x50mm  
2162212 240x110x50mm

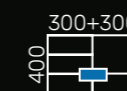


## Partition option

### PARTITION "SNAP" FEATURE



All partitions have a "snap"  
feature between the ribs, for  
defined division of the modules.



### PARTITIONS FOR BASKETS, ABS





# Snake range

## Wall mount solutions




Single or double arms suitable for displays and medical equipment, hidden cable management and customisation is available.



WA-D



WA-F-D-E1  
Extension



WA-F-D-E2  
Extension



WA-K



WA-F-K-E1  
Keyboard Single  
Extension



WA-F-K-E2  
Keyboard Double  
Extension

### Wall Mount For Display and Keyboard

Following the lead of the industry leaders we now have compatible solutions to fit into existing wall channels. The arms have 180 degrees rotation, hidden cable management. The arms are supplied assembled and very easy to use and clean.



WA-F-KD-E2  
Display and Keyboard Mount  
Double Extension



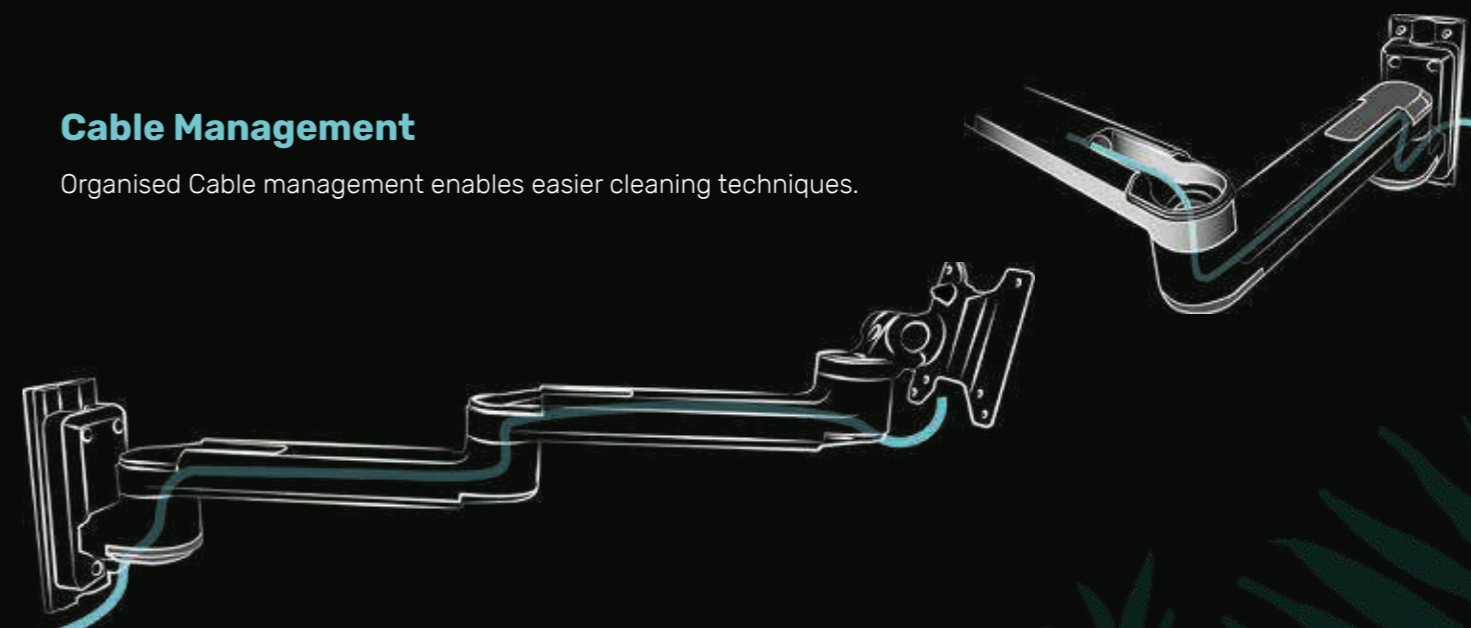
WA-H-KD-E1  
Display and Keyboard Mount Height  
adjustable, single Extension



WA-H-KD  
Display and Keyboard Mount  
Height Adjustable

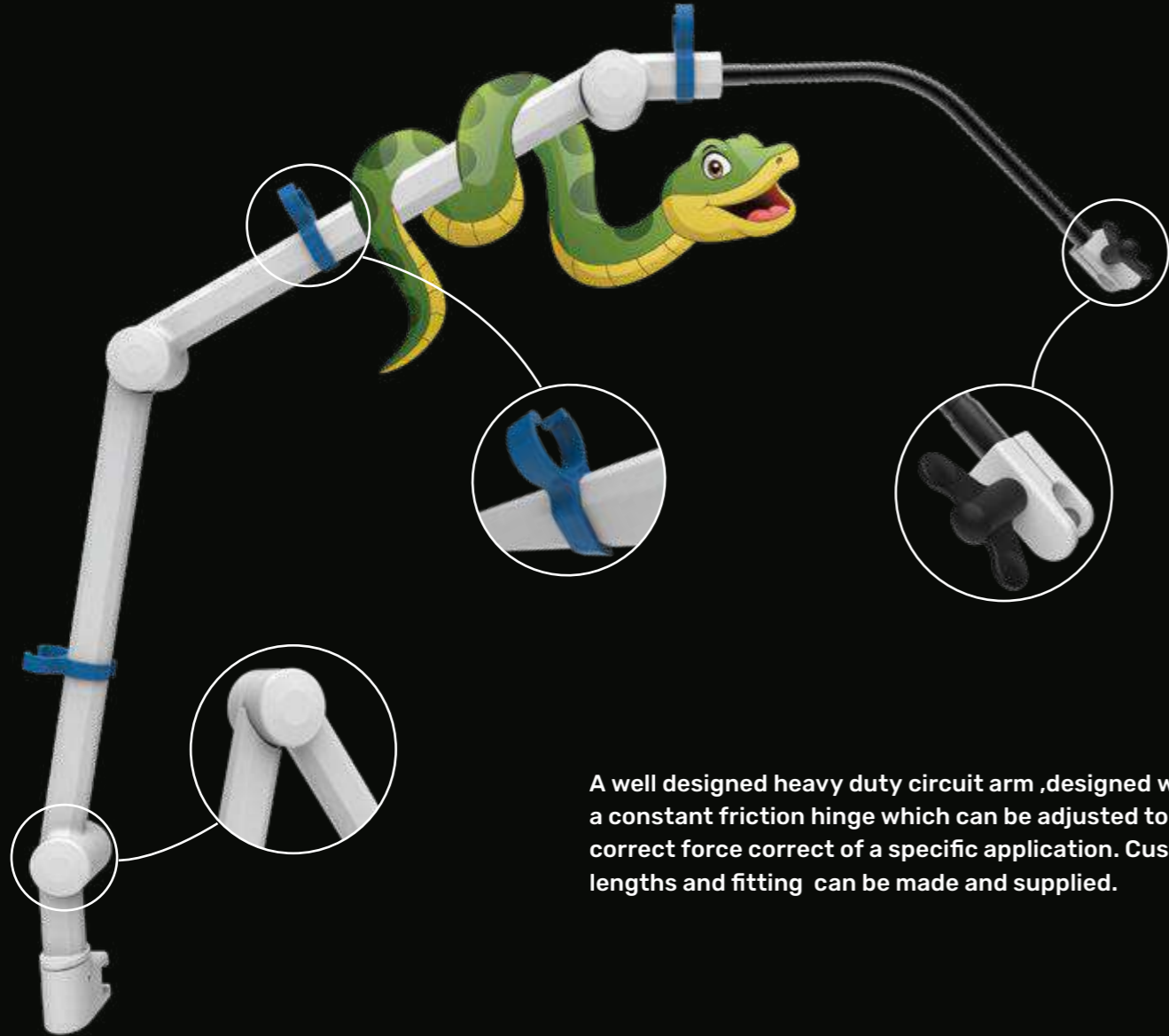
### Cable Management

Organised Cable management enables easier cleaning techniques.






# Circuit Arm



A well designed heavy duty circuit arm ,designed with a constant friction hinge which can be adjusted to the correct force correct of a specific application. Custom lengths and fitting can be made and supplied.



## Tube Holder

Allows for easy installation without damage to the tubes or cables to be supported.



## Articulated Joint

Constant force joint with the ability to adjust the force enables a safe setup.



## Mounting options

Standard Din Rail



## Tube Holder



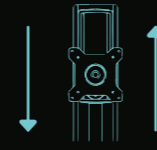
# Sit/Stand wall Mount



Foldaway keyboard tray, allows busy areas to be used as a work station without consuming significant floor space.



# Desk Stands



Height Adjustable Display Mount



Integrated Cable Management



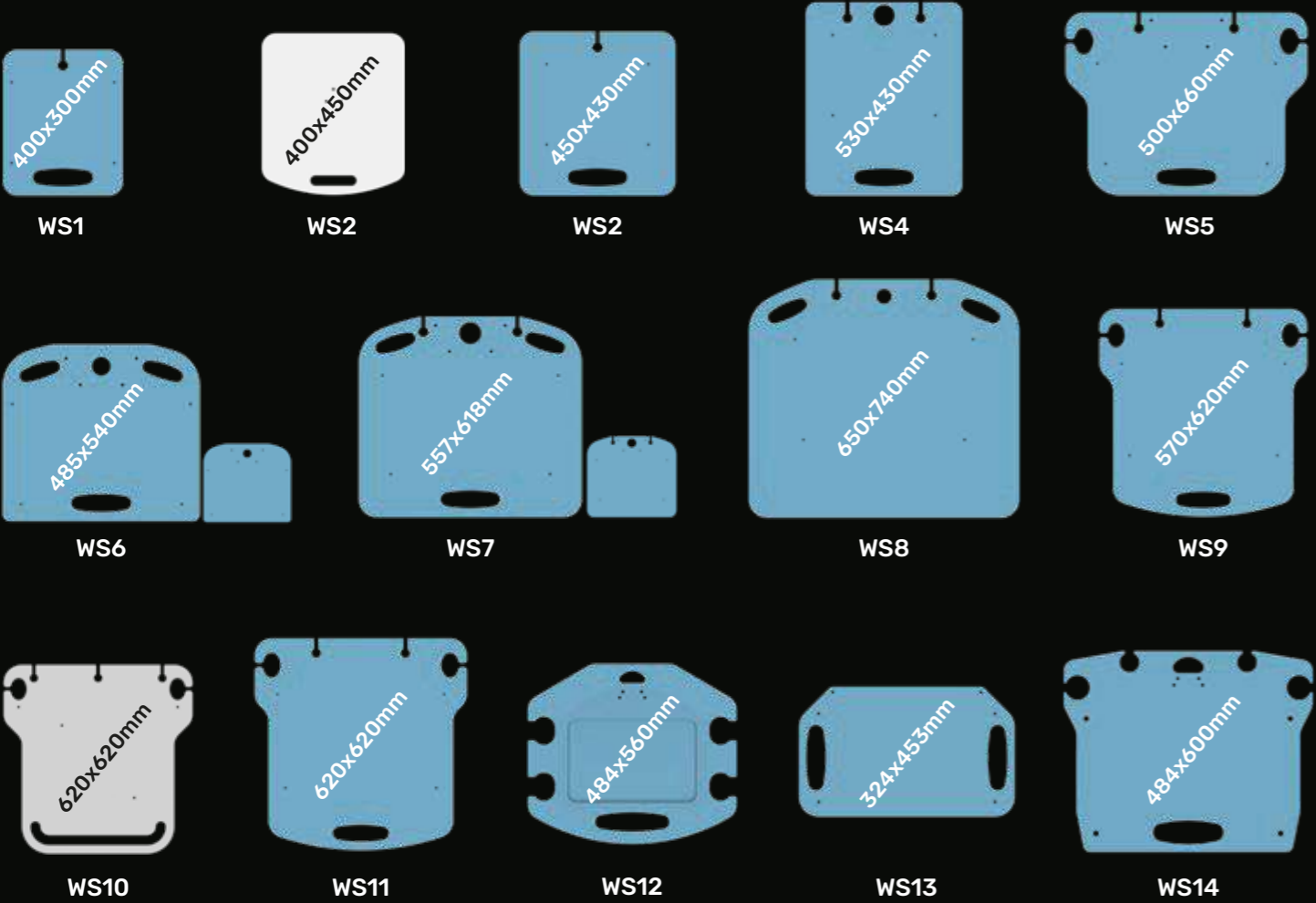
Tilt and Rotation



# Components Sales


## Work surface

Our standard range of work surfaces can be fitted to any of our carts or alternatively fitted to your design. Through customers requests, these are the most requested sizes and functions of the work surface integrating handles, scanner holders and cable holders.




## Aluminum Extrusions

6mtr lengths of aluminium profile, can be supplied as processed or raw.



## Base

Bases Cast aluminum and can be supplied finished or raw and are available to purchase separately can be finished in any colour. Weight is defined with no height adjustment with loaded weight upto 1mtr from the floor.






## Wheels

















We offer 2 versions of Twin wheels , economy range and the premium range from Steincop plus ESD options. All, wheels are supplied with a M12 thread.


















# Accessories

	<b>Display Mount</b> DM1 
	<b>Tablet Mount</b> TM1 
	<b>Laptop Mount</b> LM1 
	<b>Camera Mount</b> CM1 
	<b>Quick Release Head</b> QR1 
	<b>Drip Pole</b> IV1 

	<b>2nd Work Surface 40</b> 2WS4 
	<b>2nd Work Surface 50</b> 2WS5 
	<b>Keyboard Tray</b> KB1 
	<b>Keyboard Tray</b> KB2 
	<b>CPU Holder</b> CPH1 
	<b>Mouse Holder</b> MH1 
	<b>Hook Cable Holder</b> CH1 
	<b>Scanner holders</b> SH1, SH2 
	<b>Gel Holders</b> GH1, GH2 

	
	<b>Storages</b> 
	
	
	<b>PSU Holders</b> 
	
	<b>Handle</b> H1 
	<b>Fisher and Paykel</b> AM1 

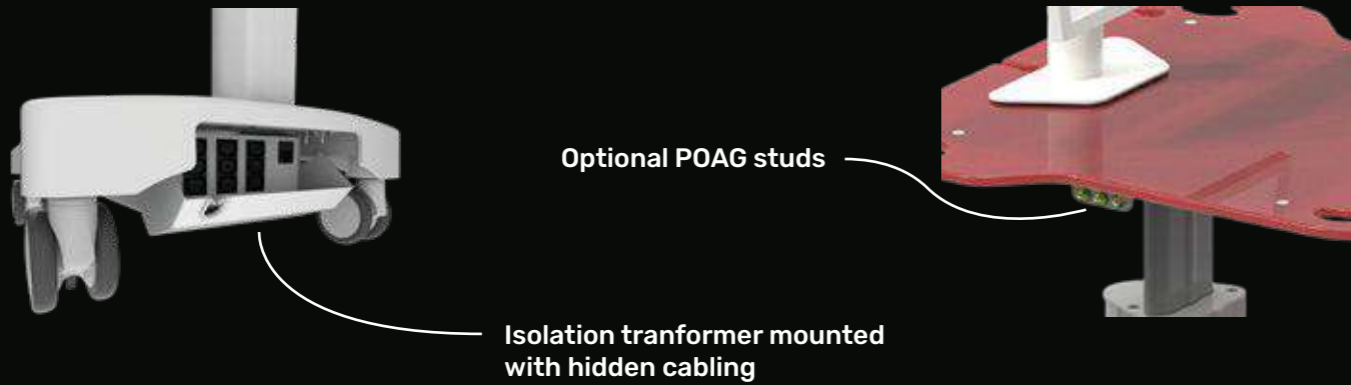
	
	<b>Shelves</b> 
	
	
	<b>Side Din Rail Kit</b> DR1 
	<b>Top Plate with Din Rail</b> 1911-9201 
	<b>Din Rails</b> DR2, DR3, DR4, DR5, DR6 
	<b>Din Rail Mounts</b> DRC1, DRC2 



Scan or Click QR code for datasheet

# Power Solutions

Medical Isolation Transformers for added safety when using medical technology



Optional POAG studs

Isolation transformer mounted with hidden cabling



REOMED 300VA A-50W Series Isolation Transformer



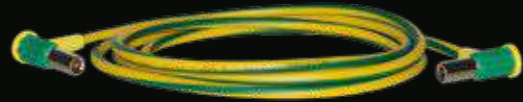
REOMED 600VA A-50W Series Isolation Transformer



REOMED 1000VA A-50W Series Isolation Transformer



Medical Power Strip



Potential Equalization Cable 3 m / 5 m



Potential Equalization Socket



Potential Equalization Pin 15 mm



Potential Equalization Pin 25 mm

# PWP Power System



## Power Pack information

Heavy Duty LiPo4 Power Pack suitable to fit any cart with built in charger and AC inverter allow easy installation of suitable equipment. Available in 512Wh or 240Wh sizes.



Autonomy



Easy to Clean



Durable



Multi Purpose



Ease of Use



Intelligent fuel gauge report run time and battery health. Datalogging and fleet management software is built into the product as standard.

## LED Indicator

Easy to see, easy to understand battery charge indicator.




## Service Related Conditions

Service related alarms, such as overload, over temperature, replace battery etc., will cause one of the RUI Service LEDs to flash.



# Jungle Carts



We believe that patients and users should have the fun of alternative colours and artwork on the carts, we offer a range of standard designs or we can print and design to your requirement.



# Custom Carts

## 3D CONCEPT

We of the concept and functionality provide 3D realization of your ideas to help you get a view of the concept. The functionality, usability and modularity of our products can be tested via the prototype designed in accordance with your needs.



## PRODUCTION

After the testing phase based on the standards and quality expectations, production starts. Taking account of your budget constraints and constant target, our robust production capacities ensure best-in-class products and reliable delivery.

